A 1-TB-0049-722-00-C PROJECTION THIS DRAWING CONFORMS TO B.S.8888

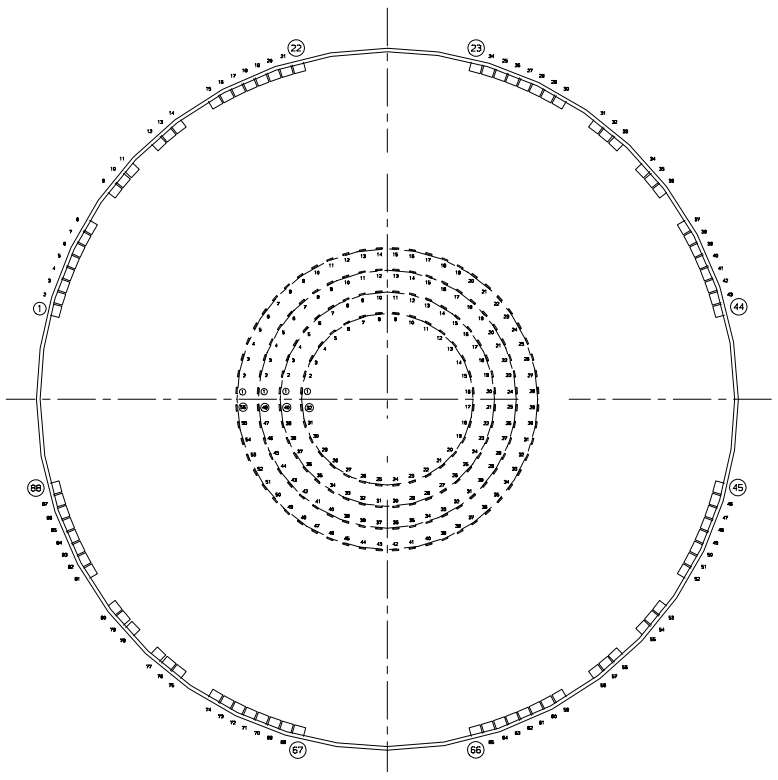

-Z, LOOKING DIRECTION +Z

PPB1 PHI LOCATIONS IN CRYOSTAT, SIDE C

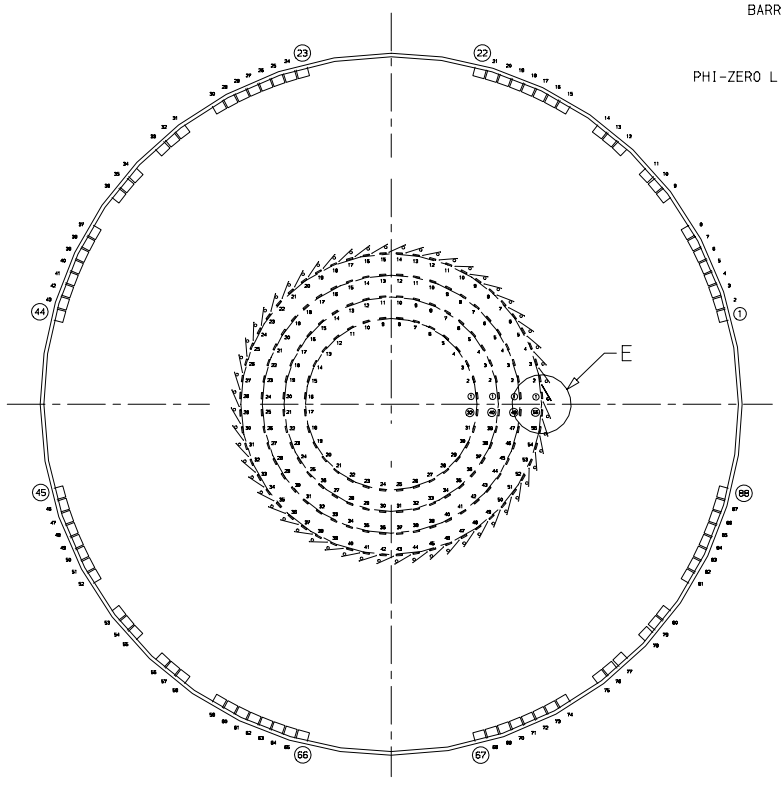

+Z, LOOKING DIRECTION -Z

PPB1 PHI LOCATIONS IN CRYOSTAT, SIDE A

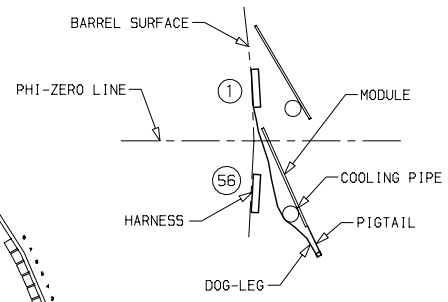

PART DETAIL 'E'
SHOWING RELATIONSHIP BETWEEN COOLING TUBE MODULE AND HARNESS
(APPLIES AT ALL POSITIONS)
B6 SHOWN HERE
SCHEMATIC VIEW ONLY, SEE CDD DRG NO ATLISBB30020 (CDD) FOR ACCURATE VIEW

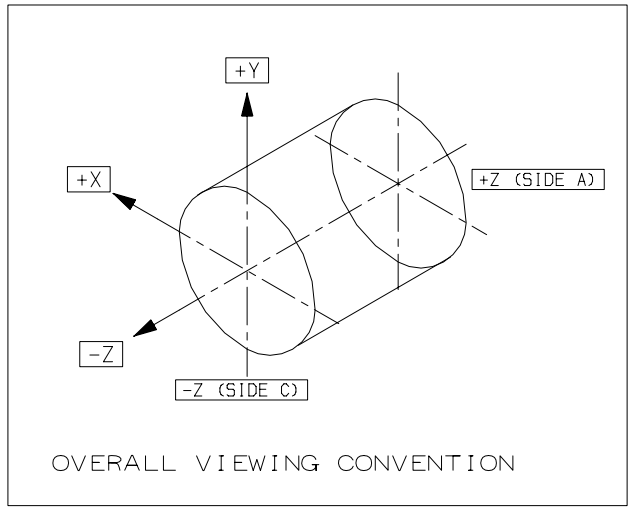

OVERALL VIEWING CONVENTION

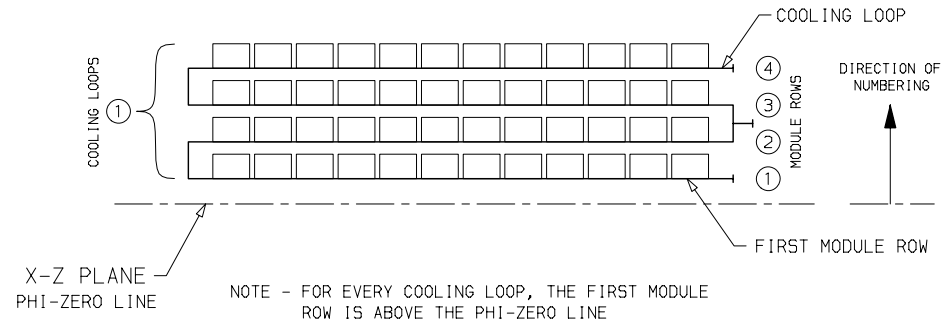

NOTE - FOR EVERY COOLING LOOP, THE FIRST MODULE ROW IS ABOVE THE PHI-ZERO LINE
NO COOLING LOOP CROSSES THE X-Z PLANE

COOLING LOOP PLACEMENT WRT PHI-ZERO
(CONSULT S.MCMAHON (RAL) FOR DETAILED LOOP NUMBERING SCHEME)

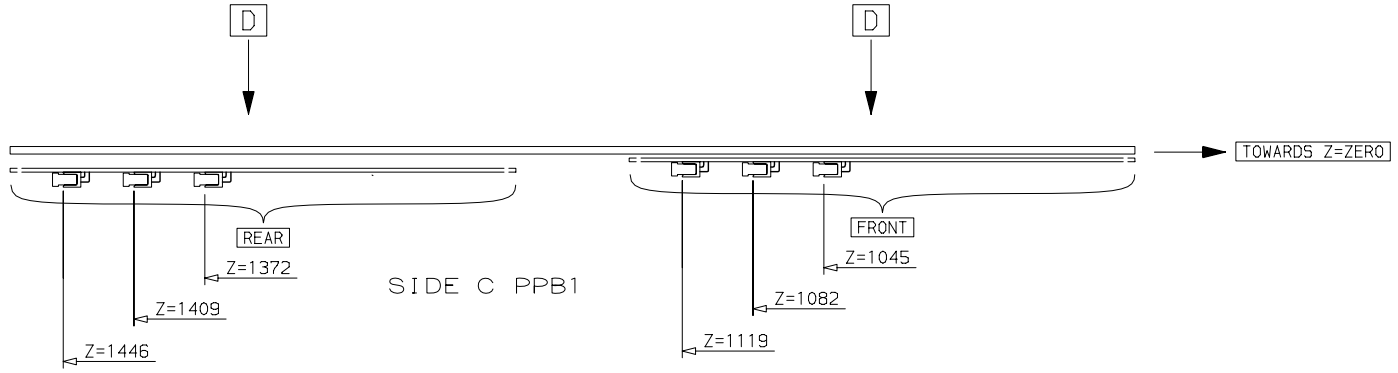

SIDE C PPB1

NOTE - Z DIMENSIONS ARE TO THE FRONT FACE OF THE PLUG MOUNTED ON THE PPB1 BOARD
THEY ARE THE SAME FOR SIDE A AND SIDE C

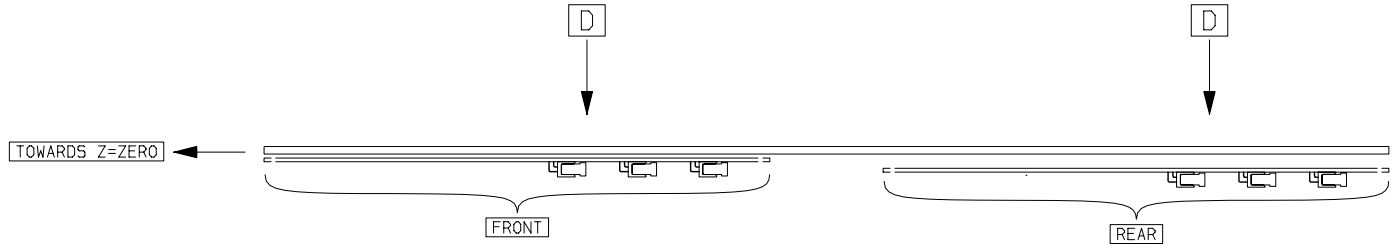

SIDE A PPB1

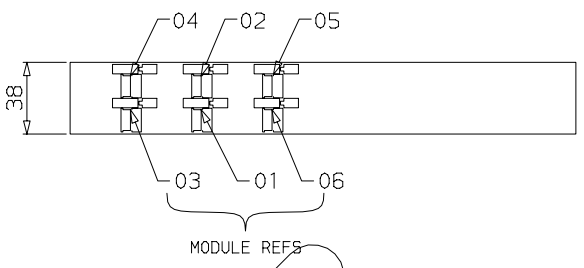

LOCATION OF TYPE TWO CABLE TERMINATIONS
VIEW DIRECTION ARROW 'D' (IMPORTANT)
TYPICAL BOTH BOARDS AND ALL PPB1s

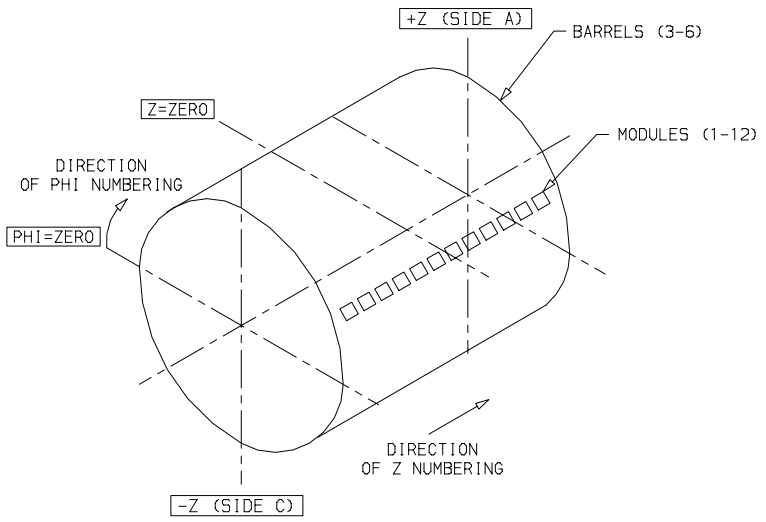

MODULE NUMBERING CONVENTION

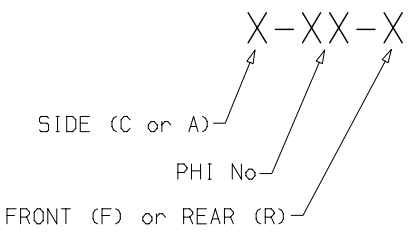

UNIQUE PPB1 IDENTIFIER

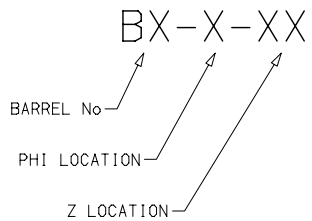

UNIQUE MODULE IDENTIFIER

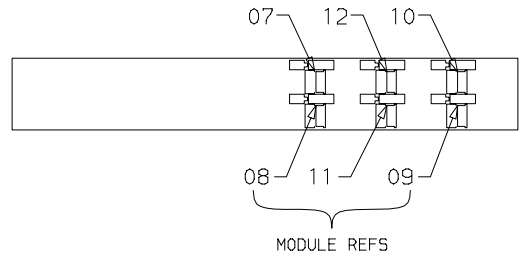

LOCATION OF TYPE TWO CABLE TERMINATIONS
VIEW DIRECTION ARROW 'D' (IMPORTANT)
TYPICAL BOTH BOARDS AND ALL PPB1s

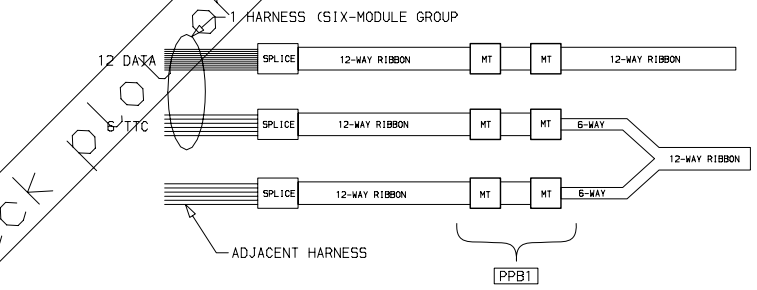

OPTO-RIBBON CONNECTION DIAGRAM

C	02-JUL-04	---	A.NICHOLS	AN	---	MANUF.
ISSUE	DATE	MOD. NO.	DRN. BY	CHKD.	APPD.	STATUS

DO NOT SCALE

0 50 mm

USED ON 1 2 3 4

© CCLRC 2004

THE CENTRAL LABORATORY OF THE RESEARCH COUNCILS RUTHERFORD APPLETON LABORATORY, CHILTON, OXON OX11 0QX.

TITLE MODULE MAPPING SCHEME
(MODULE-LMT-PPB1)

ATLAS INNER DETECTOR BARREL SCT

A 1-TB-0049-722-00-C

Check plot only

A 1-TB-0049-722-00-C